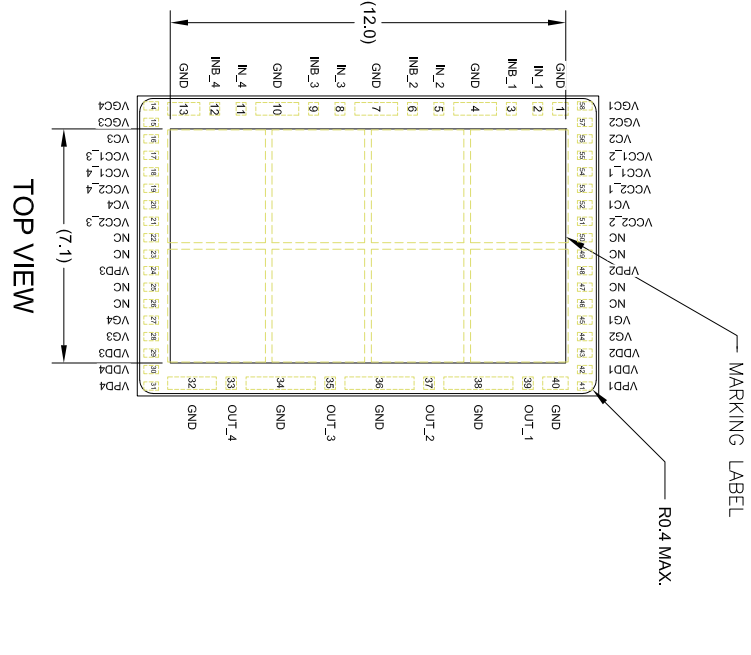
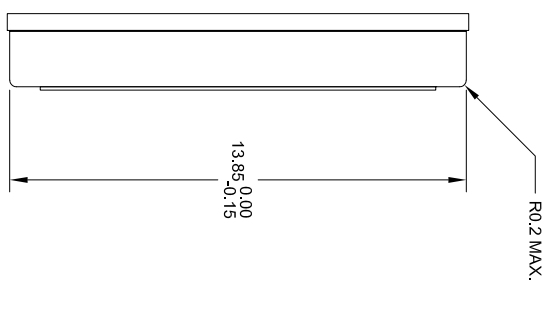
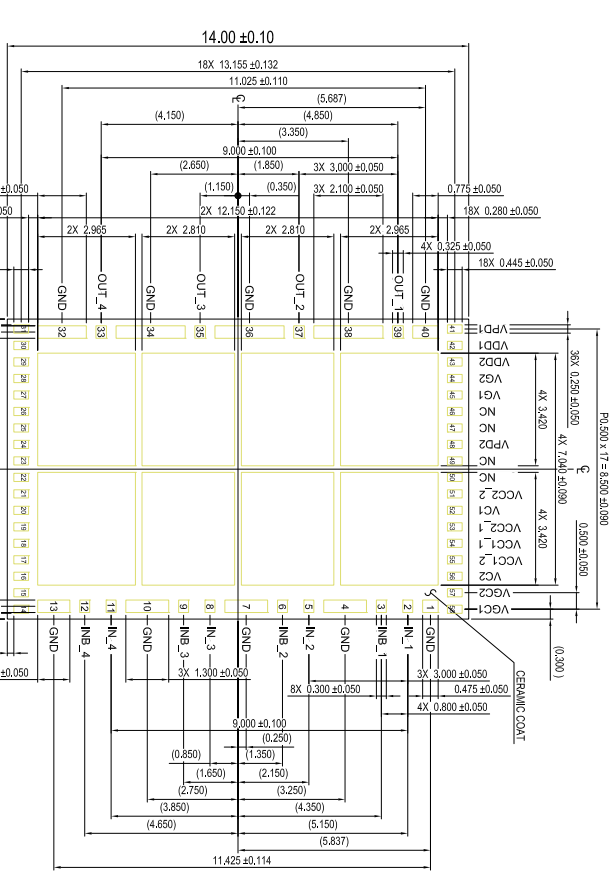
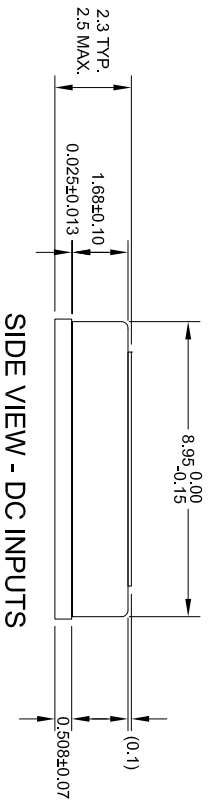


DATE		REVISIONS		AUTHOR
CREATED	7/5/18	REV	00	WLTED
DESCRIPTION				INITIAL RELEASE
NOTE: REFER TO DCP FOR OFFICIAL RELEASE DATE				



- NOTES:**
1. ALL DIMENSIONS ARE IN MILLIMETERS (mm).
 2. TOLERANCES ARE ±0.15mm UNLESS OTHERWISE SPECIFIED.
 3. CONNECT UNLABELED (LARGE) PADS TO GROUND.

TOLERANCES UNLESS SPECIFIED
 DECIMAL ±
 ANGULAR ±
 XXX±
 XXXX±

IDT 6024 Silver Creek Valley Road
 San Jose, CA 95138
 PHONE: (408) 284-8200
 FAX: (408) 284-8591
 www.IDT.com

TITLE: CX74470 Package Outline Drawing
 9.10 x 14.00 x 2.30 mm Module
 MOD0

SIZE: C DRAWING No. PSC-4764 REV 00
 DO NOT SCALE DRAWING SHEET 1 OF 1